

Welcome

The Sixth Form 
St Mary's Catholic School



Year 12
Parent Information Evening

Structure of this evening

- 1. Welcome, Introductions & Objective**
- 2. Supporting your child to achieve their potential and aspirations**
- 3. Dates for the Diary**
- 4. Navigating the school website**
- 5. Go4Schools**
- 6. Safeguarding & Wellbeing**
- 7. Meet the Form Tutor**

The Sixth Form Team

- **M Noble** **Director of Sixth Form**
- **Mx Harritt** **Year 12 Manager**
- **Mrs Ribeiro** **Year 13 Manager**
- **Mrs Knight** **Careers Leader**

✓ **Mr Doherty (12A)**

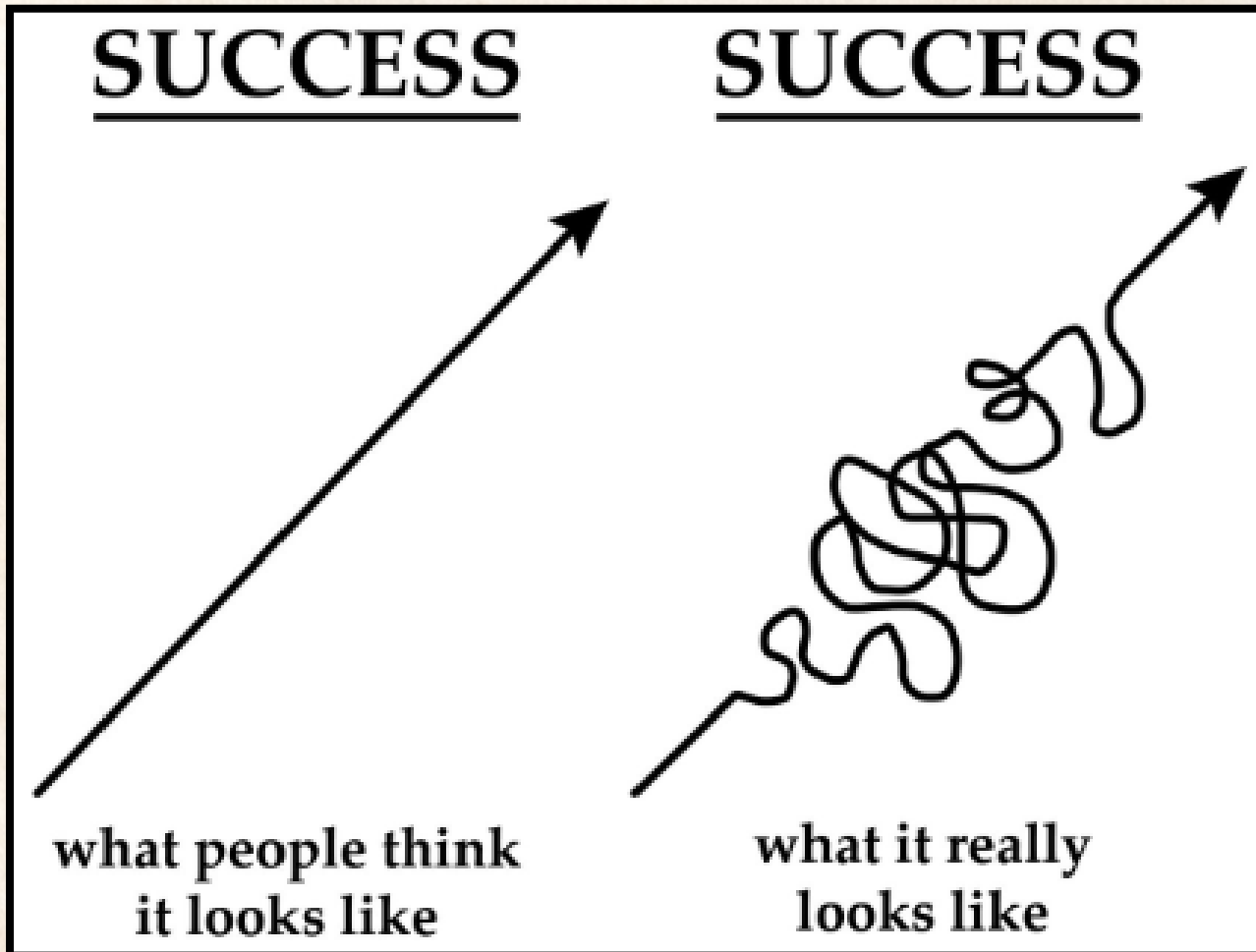
✓ **Mr Antwi (12J)**

✓ **Mrs Rowan (12M)**

✓ **Mrs Massey & Miss Adams (12T)**

**Supporting your child
to achieve their potential and aspirations**

What is your **'WHY'**?



FIXED MINDSET

The belief that skills, intellect, and talents are set and unchangeable.



GROWTH MINDSET

The belief that skills, intellect, and talents can be developed through practice and perseverance.



I'll stick to what I know.
Either I'm good at it or not.

DESIRES

I want to learn new things.
I am eager to take risks.

It's fine the way it is.
There is nothing to change.

SKILLS

Is this really my best work?
What else can I improve?

This is a waste of time;
there's a lot to figure out.

EFFORT

I know this will help me
even though it is difficult.

It's easier to give up.
I'm really not smart.

SETBACKS

I'll use another strategy;
my mistakes help me learn.

This work is boring.
No one likes to do it.

FEEDBACK

I recognize my weakness,
and I know what to fix.

It's easy for him or her.
They were born smart.

TALENTED PEERS

I wonder how they did it.
Let me try to figure it out.



Vivian Ilsley, A*, A*, A*
Mathematics, University of Durham



Stefan Włodarczyk A, A, A, A, B
War Studies, Kings College London



Jessica Banks A*, A*, A
Medicine, University of Birmingham




'VALUE ADDED'

Milly: +1.59

Kiera: +1.59

The Sixth Form 
St Mary's Catholic School

Apprenticeships (up to Level 6)



Post-18 Pathway preparations

- Our Careers Leader, Mrs Knight is based Sixth Form.
- The Careers Aim for Year 12 is to **Explore Post 18 Choices**. This is achieved through:
 - ✓ Work Experience – February 2026
 - ✓ UCAS Discovery Day – Apprenticeship and University Fair
 - ✓ Taster Day at the University of Hertfordshire
 - ✓ Guest Speakers and Universities in to speak with students
 - ✓ Enrichment Week
 - ✓ Outside Inside Day
 - ✓ School's Careers Fair
 - ✓ PSHE focus on Post 18 choices, including UCAS, Apprenticeship and employability support.
 - ✓ Extensive resources: Unifrog, Careers Teams Page



Believe in
children



- ✓ Monday 9th - Friday 13th February
- ✓ All students are expected to find their own placements
- ✓ All students **MUST** log their placement on their Unifrog profiles
- ✓ Letters will be sent home soon with full instructions

“Set **standards high...**

and watch **aspirations soar.**”



The VESPA Model for success

- ✓ **Vision** – know what you want to achieve
- ✓ **Effort** – put in the hours of proactive independent study
- ✓ **Systems** – organise your learning resources and time
- ✓ **Practice** – practice and develop your skills
- ✓ **Attitude** – respond constructively to setbacks.



Aspiration	Courage	Accountability
Attendance & Punctuality 	Independence	Organisation
Resilience	Initiative	Collaboration

Maximising the effectiveness of Supervised Study:



Brain Dump:

Priority Tasks:

- 1)
- 2)
- 3)

Daily Time Box



Name:

Form:

Date:

Study period #1 Time:

Task:

Study period #2 Time:

Task:

Study period #3 Time:

Task:

Break / Lunch Time:

Task:

After School Time:

Task:

Evening Time:

Task:

The Sixth Form

St Mary's Catholic School

Supervised Study Contract

Full Name: _____

Tutor Group: _____

My Commitment:

- ✓ I recognise the value of effective use of supervised study to support my academic progress and outcomes.
- ✓ I commit to choosing a minimum of 50% of my supervised study periods to be completed in the Silent Study Room (F2-3).
- ✓ This commitment to my independent learning will also prepare me for my post-18 pathway, whether that university, degree apprenticeships, work, etc.

Supervised Study in F2-3



Supervised Study in F1



Dates for the diary

Monday 15th Sept – **ICYCT launch**

Friday 19th Sept – **Sixth Form Retreat**

W/c 22rd Sept - **AP1 (A2L)**

Tuesday 23rd Sept – **Nuclear Races**

Team Building

W/c 14th Oct - **Invite Only Parent**

Evening

W/c 20th Oct - **AP1 (CWG)**

W/c 12th Jan - **AP2 (CWG)**

W/c 9th Feb - **Work Experience**

Thursday 16th April - **Parent Evening**

W/c 20th April (for 2 weeks) - **Internal Exams**

W/c 11th May - **AP3 + Report**

18th-19th June - **Invited Resits**

W/c 29th June - **AP4 (CWG)**

W/c 13th July - **Enrichment Week**



[Home](#) [About Us](#) [Admissions](#) [Curriculum](#) [Sixth Form](#) [News & Events](#) [Parents](#) [Contact Us](#)

[Admissions](#)
[Attendance](#)
[Enrichment](#)
[Key Information](#)

[Subject Offer 2025 E](#)
[16 -19 Bursary](#)
[Futures](#)
[Sixth Form Induction](#)



✓ **Smart**

✓ **Modest**

✓ **Professional**

Sixth Form Dress Code

The way you present yourself is important to the school and first impressions count.


We expect Sixth Form students to always be smart and well-presented in a modest and professional business-like manner, the following are a summary of the dress code to ensure openness and transparency of expectations as they apply to Sixth Form:

If uncertain, please clarify the suitability of items of clothing and style with the Director of Sixth Form.

Students who are dressed in an undignified manner and/or are in breach of the dress code will be sent home to return to school after they have changed into appropriate wear.










Gentlemen

- A suit with a shirt and tie.
- Top button on shirts must be fastened.

Choice 1		
Item	Non-negotiables	Examples**
Formal business suit or formal trousers & suit jacket/blazer	<ul style="list-style-type: none"> • NOT linen 	
Collared shirt and tie	<ul style="list-style-type: none"> • Top button must be done up • Shirt must be tucked in 	
Black or brown formal shoes	<ul style="list-style-type: none"> • Polishable • NOT trainers or boots (inc. Dr. Martens) • Must be worn with socks 	

Ladies

- A suit jacket with trousers or formal skirt (knee-length), all of which should look like they come from a suit though not necessarily the same suit. Colours should be suitably sober.
- Discreet jewellery and make up.
- Skirts must be knee length and appropriate material i.e. non-clingy and not figure hugging.
- Tailored formalwear trousers (skin-tight trousers/leggings/jeans etc. are not allowed as they are unprofessional).
- Blouses/shirts must be plain (or subtly patterned): should have sleeves and be of an opaque material.

Choice 2		
Item	Non-negotiables	Examples**
Business style trousers, skirt or dress with a suit jacket or blazer	<ul style="list-style-type: none"> • Skirts/dresses must be knee-length • Skirts/dresses must NOT be lycra, eg bodycon style: 	 <p>Lipsy Asos Next</p>
Smart blouse		 <p>H&M Shein Zara</p>
Black or brown formal shoes	<ul style="list-style-type: none"> • Plain or subtly patterned* • Midriffs, shoulders and backs must be covered at all times • NO strapless or "string-straped" tops, eg.  <ul style="list-style-type: none"> • NO see-through or lace material 	 <p>H&M Asos Asos</p>
	<ul style="list-style-type: none"> • Flat or low-heeled • Polishable • NOT trainers or boots (inc. Dr. Martens) • Must be worn with dark socks or tights <p>No Ugg boots</p> 	 <p>Next Zara Next</p>
		 <p>Shein H&M Cabin Klein</p>
		 <p>New Look Zara</p>

Use of Mobile Telephones and Headphones

Sixth Form students are permitted to use these in the Sixth Form Centre only.



Phones and headphones (or equivalent) must neither be used nor visible anywhere else in the school, and they must not be active during lessons unless permission is given. If you ignore these rules, you run the risk of having your phone and associated paraphernalia confiscated and will be issued with a detention.

Attendance to school

0 days of school	100%	Perfection
Equates to 2 days off school each year	99%	Excellent
Equates to 5 days off school each year	97%	Good
Equates to 10 days off school each year	95%	Slight Concern
Equates to 20 days off school each year	90%	Concerned
Equates to 30 days off school each year	85%	Very Concerned

Getting your child to school on time really matters

If in a school year your child is late everyday	Your child would have lost approximately	Or they would have missed approximately
5 Minutes	3 days from school	16 lessons lost
10 Minutes	5 days from school	32 lessons lost
15 Minutes	8 days from school	48 lessons lost
20 Minutes	11 days from school	63 lessons lost
30 Minutes	16 days from school	95 lessons lost

Attendance policy

St Mary's Sixth Form operates a levelled sanctions structure, as set out in the Sixth Form Home-School Agreement. Significant or persistent low attendance forms an important aspect of this levelled sanctions structure:

Level 1 – Formal written warning

Level 2 – Second written warning which the school reserves the right to refer to this in future academic or job references.

Level 3 – Final written warning (usually coupled with parental meeting). The school will use this in future academic or job references.

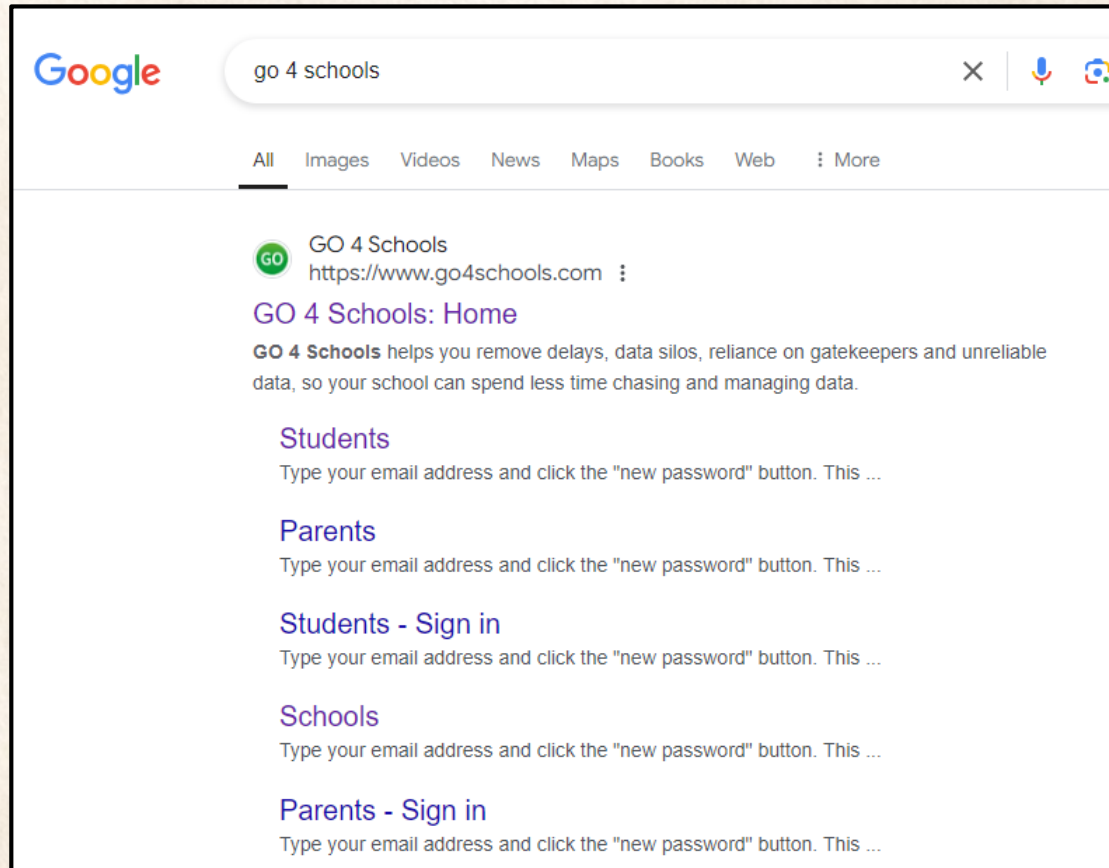
Level 4 – Withdrawal of Sixth Form place

If a pupil has been absent continuously for at least 20 school days with unauthorised absences, we will assume the young person has left St Mary's Sixth Form and they will no longer be a member of St Mary's Sixth Form.

Please contact attendance@stmarys.net to report a child absent or call 01279 654 901 by 08.40am (morning registration)

- ✓ St Mary's has invested in a the leading educational (online) platform **Go4Schools**
- ✓ This was in response to parental feedback requesting more information about pupil progress
- ✓ Go4Schools stores and present “live” information about your child's academic performance
- ✓ This information also includes student homework (*no other platform should be used to set homework.*)

1. Search for Go 4 Schools
2. Pick the appropriate link (student/parent)



The screenshot shows a Google search interface. The search bar contains the text "go 4 schools". Below the search bar, there are tabs for "All", "Images", "Videos", "News", "Maps", "Books", "Web", and "More". The search results for "GO 4 Schools" are displayed, including the website URL "https://www.go4schools.com", a description of the service, and several links for "Students", "Parents", "Students - Sign in", "Schools", and "Parents - Sign in".

Google

go 4 schools

All Images Videos News Maps Books Web More

GO 4 Schools
https://www.go4schools.com

GO 4 Schools: Home
GO 4 Schools helps you remove delays, data silos, reliance on gatekeepers and unreliable data, so your school can spend less time chasing and managing data.

Students
Type your email address and click the "new password" button. This ...

Parents
Type your email address and click the "new password" button. This ...

Students - Sign in
Type your email address and click the "new password" button. This ...


Schools
Type your email address and click the "new password" button. This ...


Parents - Sign in
Type your email address and click the "new password" button. This ...


3. The login page will become visible
4. Choose “first time user”
5. Ensure you use your St. Mary’s email address (students) or the email address the school has on file (parents)

Sign in

Please note that not all login methods are supported by all schools.

 Sign in with Google

 Sign in with Microsoft

 Sign in with GO [First-time user?](#) [Forgotten Password?](#)

If you haven't logged on to GO 4 Schools before, type your email address and click the "new password" button.

This is the password you may use to log in to GO 4 Schools if your school supports this login method. It is also the password you use to log in to the GO 4 Schools Mobile App if your school uses the Mobile App.

Email address

STUDENT DETAILS

Overview

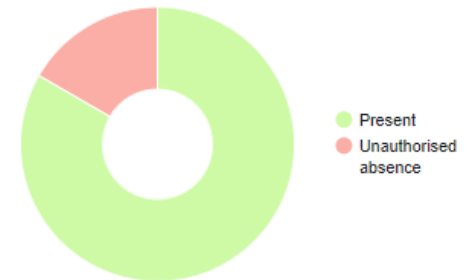
Homework (1)

Due within the next 7 days or the last 7 days

Due	Subject	Task	Done
12 Sep 2024	Economics 12A/Ec1	Key Terms Guidance time: 20-30 min.	<input type="checkbox"/>

Attendance

83%



Live (Academic Progress) information

STUDENT DETAILS

2025 ▾ Year 12 (Current), 12A



Progress summary

View subject in detail ▾

Progress

Summary - Current Working Grade

Subject name Grade value

Biology	DT Joint	Economics	Enrichment	General RE	Mathematic	PSHE	Registration	Supervised Study
-	-	-	-	-	-	-	-	-

Residual legend

GO 4 Schools: Current model  Above target  On target  Below target  Well below target

**Live
 (Academic Progress)
 information**

Subject	Year 7 Baseline	External target	CWG	Sheet summary
Biology, Mrs A Acheson, Mr D Neesam	-	-	-	A2L 1 A2L 2 A2L 3 Assessments
DT Joint, Mrs A Crowhurst, Mr M Hunt	-	-	-	Year 12 Key Assessments Year 13 Key Assessments
Economics, Mr C Palmer, Mr J Gitau	-	-	-	Micro Theme 1 Macro Theme 2 Micro Theme 3 Macro Theme 4 Progress Examination A2L 1 A2L 2 A2L 3

- **Safeguarding**
- **Online Safety**
- **Gambling Awareness**

Designated Safeguarding Leads

Miss D McHugh



Headteacher,
Designated
Safeguarding
Lead

Mrs N Hayden



Assistant
Headteacher
(Pastoral)
Designated
Safeguarding
Lead

TIP: You can alert every member of the safeguarding team by selecting the small 'DSPs' box in 'Alert Staff Members'.

If you need any help with CPOMS, please see Miss Saunders for help.

Miss E Saunders



Pastoral &
Mental Health
Support
Coordinator,
Deputy DSL

Mrs C Wilkin



Assistant
Headteacher,
Pupil Premium
Lead, Deputy DSL

Mr W Lawn



Head of PE,
Deputy DSL

What is The SHARP system?



- The SHARP system is a way for you to report an incident, crime or worry confidentially and digitally.
- You don't need to put your name on the report if you feel unsafe doing so.
- Miss McHugh is the only member of staff who will initially read your report.
- Miss McHugh will then arrange help for you between 24-48 hours.
- If your concern is about a crime that has taken place outside the school, we will contact our local police officer.



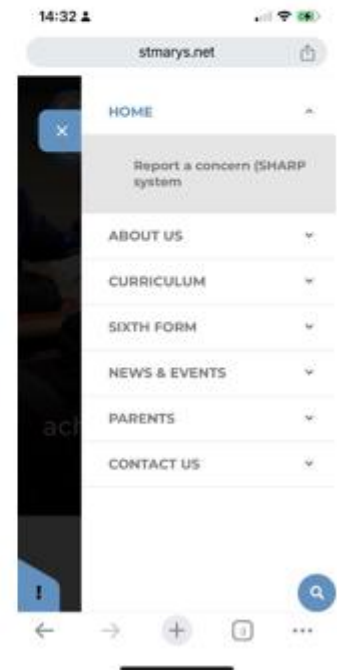
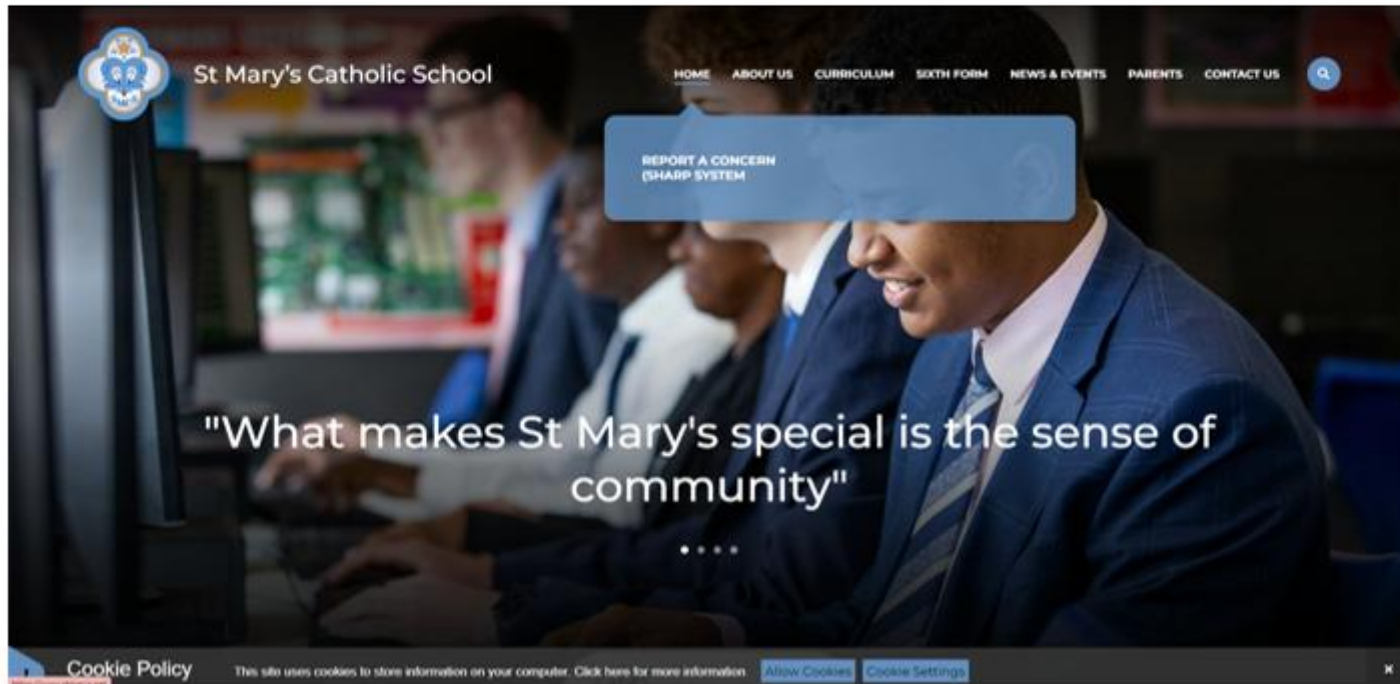
The SHARP System



Where can I find The SHARP system?

1. Visit our school website (stmarys.net).
2. At the top, choose the 'HOME' tab.
3. Visit the 'Report a concern' page.

You can do this on your phone, tablet, laptop or computer.



Key Principles:

1. Creating a safe learning environment
2. Recognising signs of abuse or neglect
3. Providing support for students' wellbeing
4. Clear reporting procedures for concerns

Tips for Staying Safe:

1. Be aware of digital footprints
2. Manage privacy and security settings
3. Recognise online risks such as cyberbullying or exploitation
4. Encourage open conversations about online activity

Key Points:

1. Online betting and gaming risks
2. Signs of problem gambling
3. Impact on mental health and finances
4. Where to get help and support

How Parents & Schools Can Support Students:

1. Open communication between school and home
2. Consistent boundaries and expectations
3. Promoting resilience and wellbeing
4. Accessing resources and professional help when needed

Click on the links below for further support:

[Child Exploitation & Online Protection \(CEOP\)](#)

[ThinkUKnow - Online Safety](#)

[NSPCC - Safeguarding & Child Protection](#)

[BeGambleAware - Gambling Support](#)

THANK YOU

FOR YOUR CONTINUED
SUPPORT



CONTACT INFORMATION:



01279 654901



info@stmarys.net



www.stmarys.net



Windhill, Bishop's Stortford,
Hertfordshire, CM23 2NQ

Meet the Form Tutor

✓ **Mr Doherty (12A)**

✓ **Mr Antwi (12J)**

✓ **Mrs Rowan (12M)**

✓ **Mrs Massey & Miss Adams (12T)**