


Year 10

Teaching and Learning

WHICH KIND OF LEARNER ARE YOU?

There are three types of learners



Visual



Kinaesthetic



Auditory

A chart helps you determine your learning style

- Read the word in the left column and then answer the questions in the successive three columns to see how you respond to each situation.
- Your answers may fall into all three columns, but one column will likely contain the most answers. The dominant column indicates your primary learning style.

WHEN YOU...	VISUAL	AUDITORY	KINESTHETIC & TACTILE
SPELL	Do you try to see the word?	Do you sound out the word or use a phonetic approach	Do you write the word down to find if it feels right?
TALK	Do you dislike listening for too long? Do you favour such words as <i>see, picture and imagine</i>	Do you enjoy listening but are impatient to talk? Do you use words such as <i>hear, tune and think?</i>	Do you gesture and use expressive movement? Do you use words such as <i>feel, touch, and hold?</i>
READ	Enjoy descriptive scenes or pause to imagine what's going on?	Prefer dialogue scenes between characters or actually hearing the story aloud?	Like action stories, or are not really keen on reading at all?

How does this effect your child?

Visual Learners will.....

- Learn best when they see information
- Benefit from using flash cards and highlighting key information
- Prefer books with diagrams and pictures
- May like to illustrate notes with pictures
- Work best in quiet areas away from distraction

How does this effect your child?

Auditory learners will.....

- Learn best when they hear information
- Benefit from role play, presentations and group discussions
- Like to talk through what they have learned, either alone or with a friend
- Prefer a place to study where they can talk out loud

How does this effect your child?

Kinaesthetic learners will.....

- Learn best through a 'hands on approach'
- Enjoy acting things out, completing experiments and tasks using physical activity
- Benefit from interactive revision sources
- Work most effectively with study breaks and space to move around

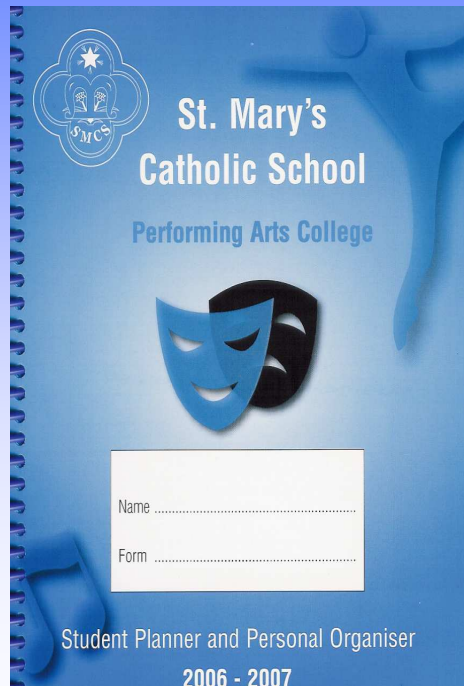
Homework and Assessment

- It is essential that students realise all of the work they produce during the next two years will have some effect on the outcome of their GCSEs
- Each year students fail to realise the importance of the work covered in Year Ten, believing that a 'last minute effort' will be sufficient, only to find that essential marks have been lost, or essential groundwork not covered.
- It is therefore vital that they adopt the correct attitude right from the start of Year Ten

- During the next two years students will have a significant amount of work to do at home e.g. ongoing assessment tasks, projects, specific homework or general revision and preparation for exams
- As a rule, your son / daughter should have plenty to do at home every evening... I do not want to stipulate a time as each individual is different and takes longer to process information
- To ensure that your child has completed their homework, it would help if you were to sign it off in their planner and even read what they have written.

Parental Support

- Parents can best support them by providing a quiet place for study and a regular time when other activities are strongly discouraged!




If you are aware of any problems regarding homework, either too much or too little, then please do not hesitate to contact the school.



EXAMS IN YEAR 10

- A number of subjects opt to complete a modular style course and therefore, there will be examinations in the June of Year 10.
- Science, English, MFL and RE fall into this category
- Controlled Assessment replaces Coursework and this will vary from department to department.

How can we best achieve our goal?



A good balance between work and life!